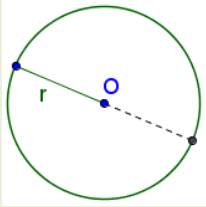
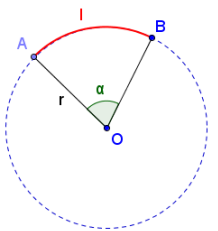
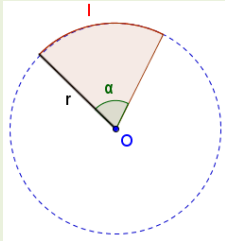
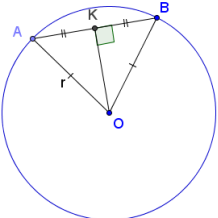
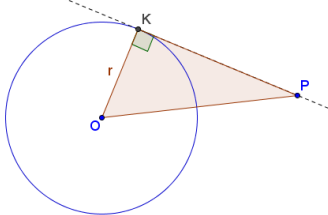
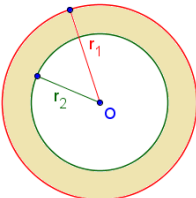


Formulario circonferenza e cerchio

Per usare una formula tutte le lunghezze devono essere espresse nella stessa unità di misura.

Cerchio		$d = 2 \cdot r \qquad r = d/2$ $C = 2 \cdot \pi \cdot r \qquad A = \pi \cdot r^2$ $r = \frac{C}{2 \cdot \pi} \qquad r = \sqrt{\frac{A}{\pi}}$
Arco di circonferenza		$l = \frac{2\pi r}{360} \cdot \alpha$ $\alpha = \frac{360 \cdot l}{2\pi r}$ $C = \frac{360 \cdot l}{\alpha}$ $r = \frac{360 \cdot l}{2\pi \alpha}$
Settore circolare		$A = \frac{\pi r^2}{360} \cdot \alpha$ $\alpha = \frac{360 \cdot A}{\pi r^2}$ $r = \sqrt{\frac{360 \cdot A}{\pi \alpha}}$ $A = \frac{l \cdot r}{2}$ $l = \frac{2 \cdot A}{r}$ $r = \frac{2 \cdot A}{l}$
Corda		$OK = \sqrt{r^2 - \left(\frac{AB}{2}\right)^2}$ $AB = 2 \cdot \sqrt{r^2 - OK^2}$
Distanza di punto esterno dal punto di tangenza		$PK = \sqrt{PO^2 - r^2}$ $r = \sqrt{PO^2 - PK^2}$
Corona		$A = (r_1^2 - r_2^2) \cdot \pi$